

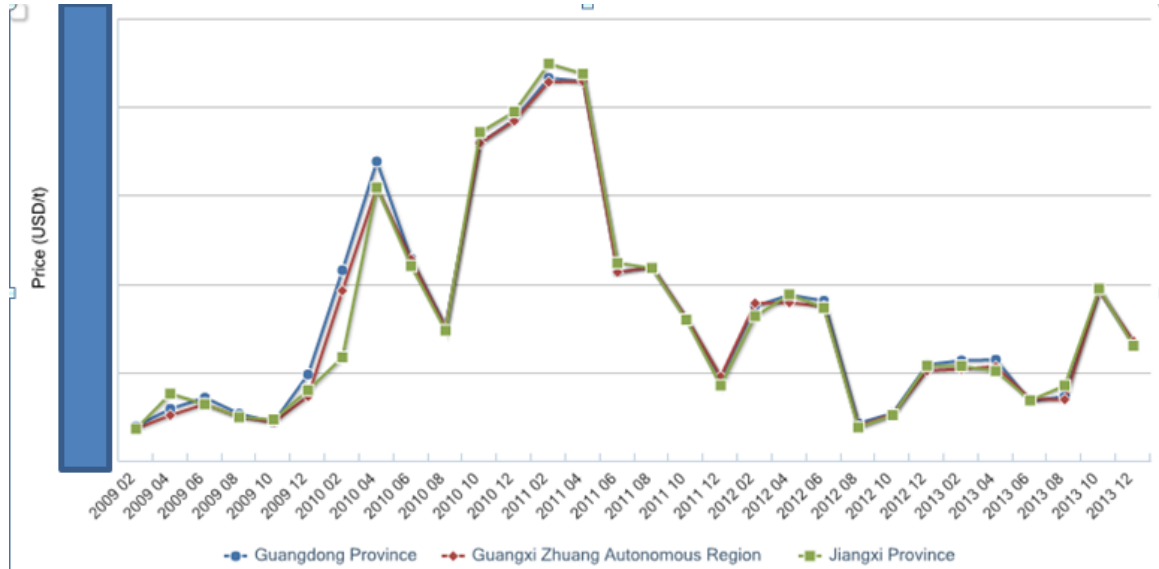
Key data/information in this sample page is hidden, while in the report it is not.

1 Gum turpentine (GT)

1.4 GT price

1.4.2 Price in 2008-2013

Figure 1.4.2-2 Market price of PE-based gum turpentine in China, Feb. 2009-Dec. 2013

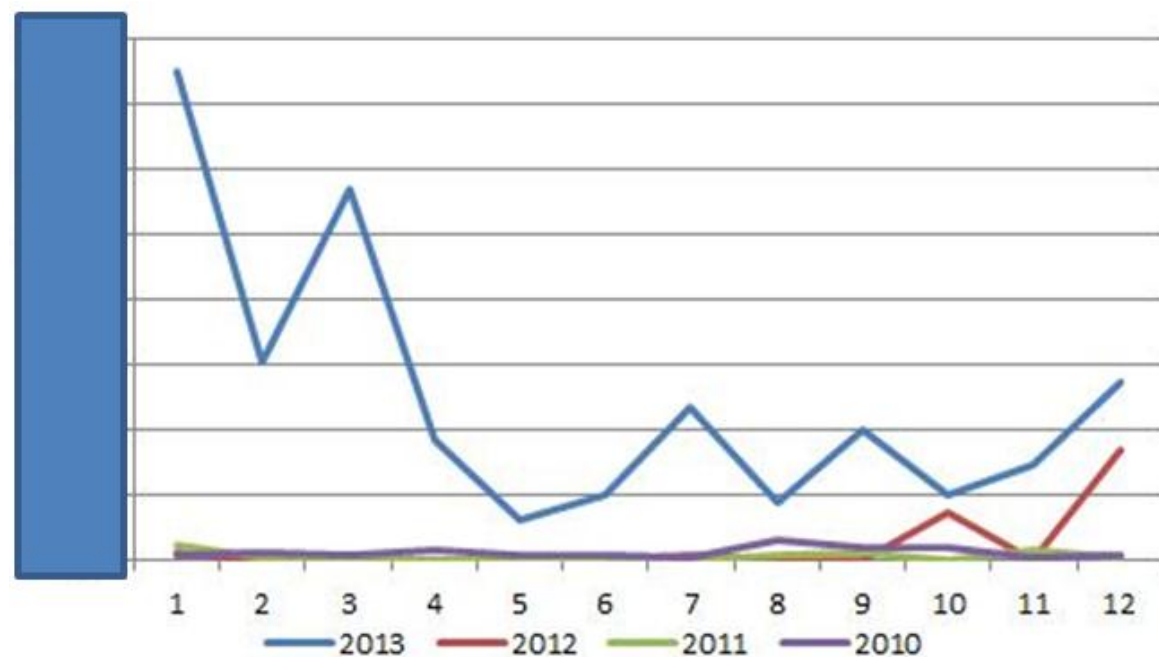


Source: CCM

1.5 Import & export in 2010-H1 2014

1.5.1 Import

Figure 1.5.1-1 Monthly import volume of gum turpentine in China, 2010-2013, tonne



Source: China Customs

1.6 Consumption situation of GT in China

1.6.1 Consumption pattern

Figure 1.6.1-1 Consumption of gum turpentine in China, 2005-2013

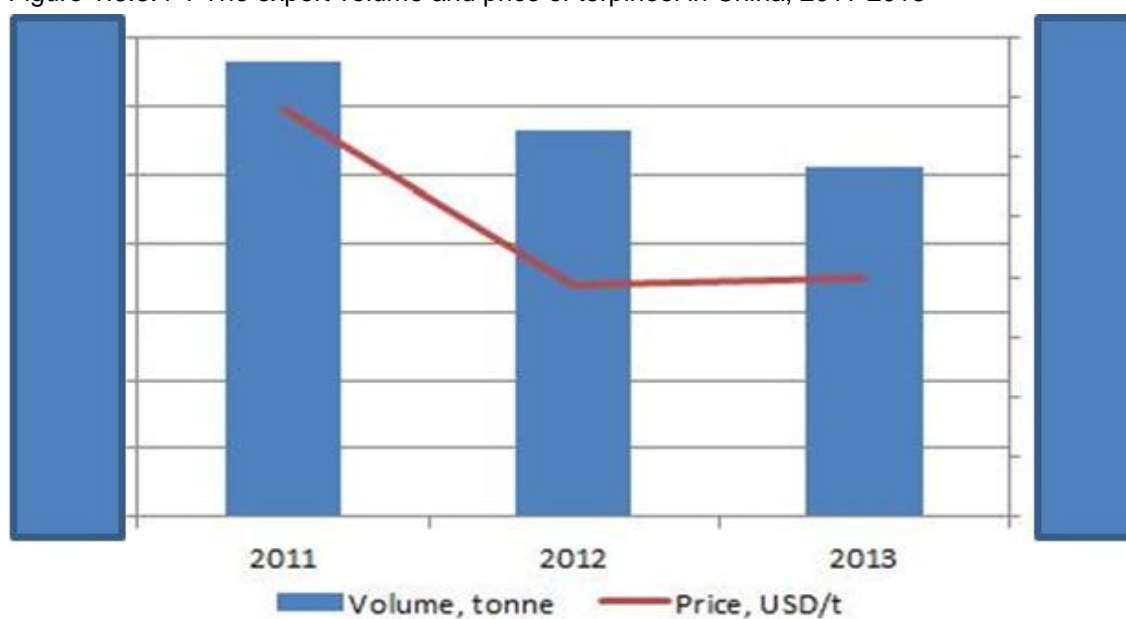
No.	Enterprise	Status	Capacity, t/a
1	[REDACTED]	[REDACTED]	[REDACTED]
2	[REDACTED]	[REDACTED]	[REDACTED]
3	[REDACTED]	Active	[REDACTED]
4	[REDACTED]	[REDACTED]	2,000
5	[REDACTED]	[REDACTED]	[REDACTED]
6	Jiangxing Dongping Fragrances Co., Ltd.	[REDACTED]	[REDACTED]

Source: CCM

1.6.3 Introduction of key derivatives

1.6.3.4 Terpeneol

Figure 1.6.3.4-1 The export volume and price of terpeneol in China, 2011-2013

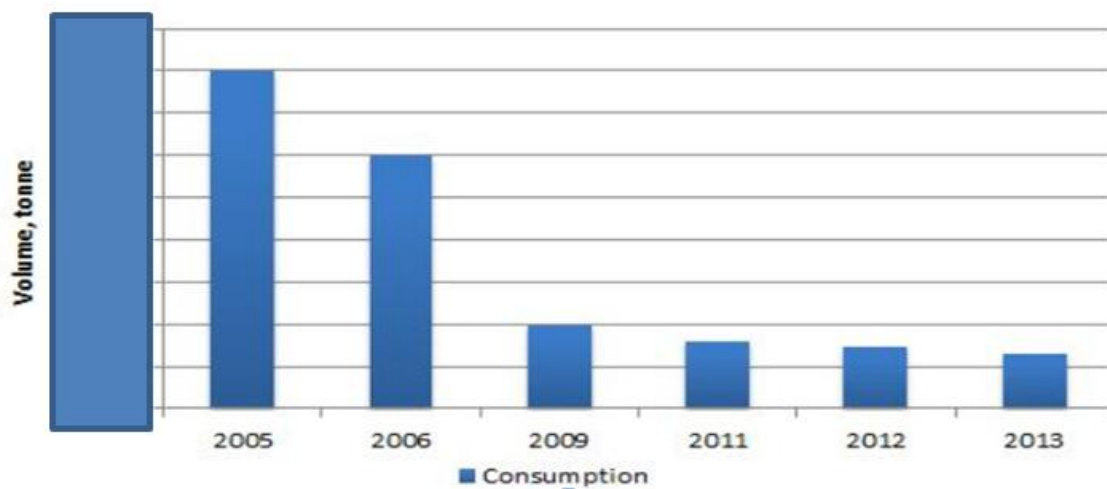


Source: CCM

2 Crude sulfate turpentine (CST)

2.4 Consumption

Figure 2.4-1 Consumption volume of CST in China, 2005-2013



Source: CCM